



SANDSTORM FILMS

TECHNODOLLY

10, 15 & 25 + TechnoHead S - SIZES AND SPECIFICATIONS DATA SHEET - JUNE 2026

For previous revisions, see last page.

What's new?

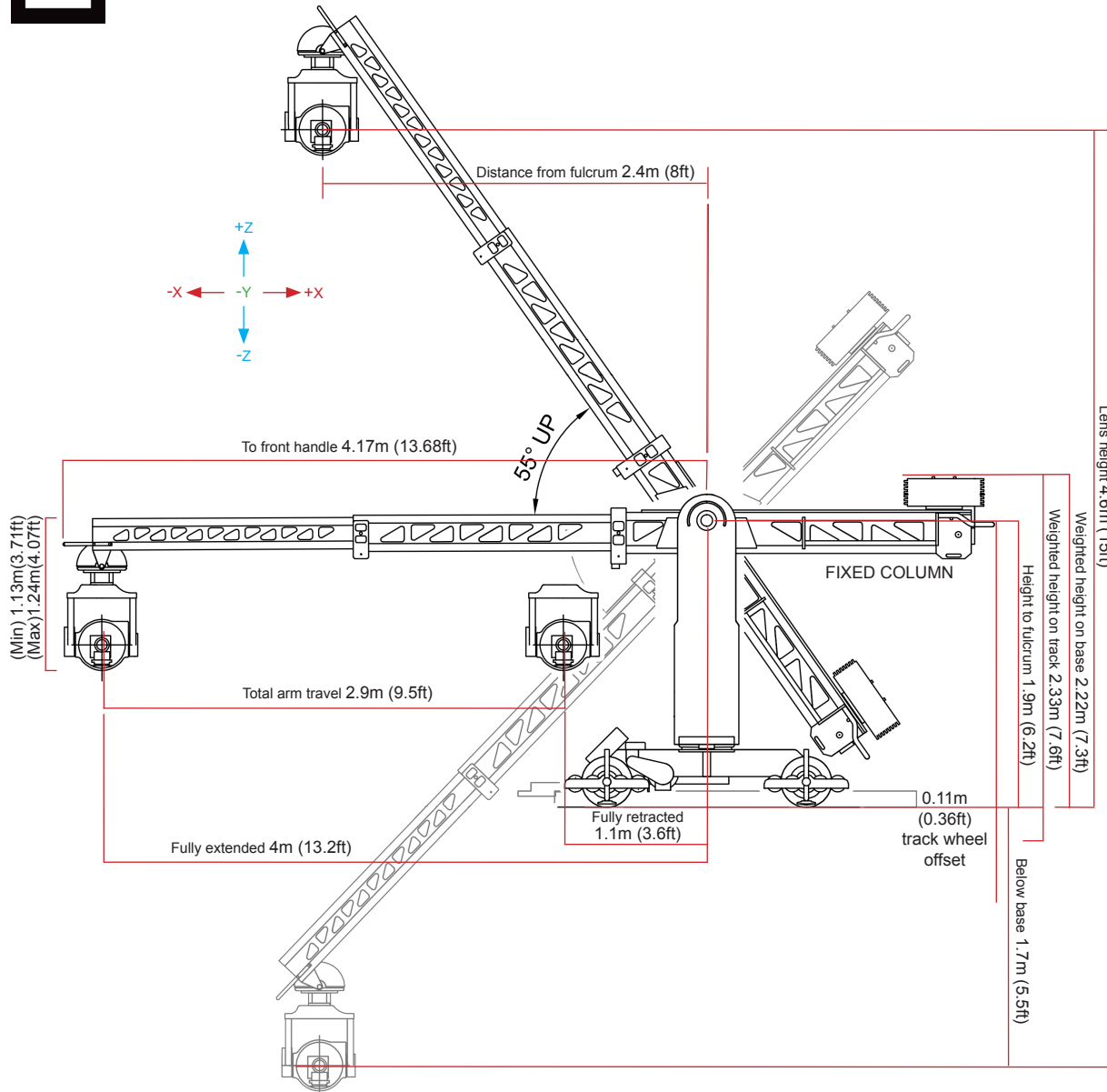
Addition of the TechnoDolly 10 lightweight repeatable crane

CONTENTS:

P3	TechnoDolly 15 operational measurements
P4	TechnoDolly 15 transport measurements
P5	TechnoDolly 25 operational measurements diagram
P6	TechnoDolly 25 transport measurements + operational measurements listed
P7	TechnoHead S measurements and specifications
P8	TechnoDolly 10 operational measurements
P9	TechnoDolly 10 transport measurements + whats included list
P10	Track measurements Van measurements Setup time Operational temperature
P11	Supported FIZ Power requirements FAQ's
P12	Contact



TECHNODOLLY 15



LENS HEIGHTS:

Max. lens height:	4.6m (15ft)
Max. lens height down (when on rostrum):	-1.7m (-5.5ft)
Max. low to high camera travel:	6.3m (20.66ft)

TELESCOPE DISTANCES:

Max. telescopic extent (from column centre to lens):	4m (13.2ft)
Min. telescope extent (from column centre to lens):	1.1m (3.6ft)
Total arm travel (telescope only):	2.9m (9.5ft)

PAYLOADS (WHEN IN OPERATION):

Max. camera weight:	35kg (77lbs)
Total weight (in action when weighted excluding track):	1100kg (2425lbs)
Track weight (per 3m section - 6 sections of track max):	30kg (66lbs)

TRAVEL/TRACKING SPEED:

Max travel speed avg. using all axis on the crane:	2.4m/s (8ft/s) <i>(the TechnoDolly takes time to reach this speed).</i>
Assumed avg. speed (on track, all axis in motion):	1.5m/s (4.9ft/s)

COVERAGE AREA:

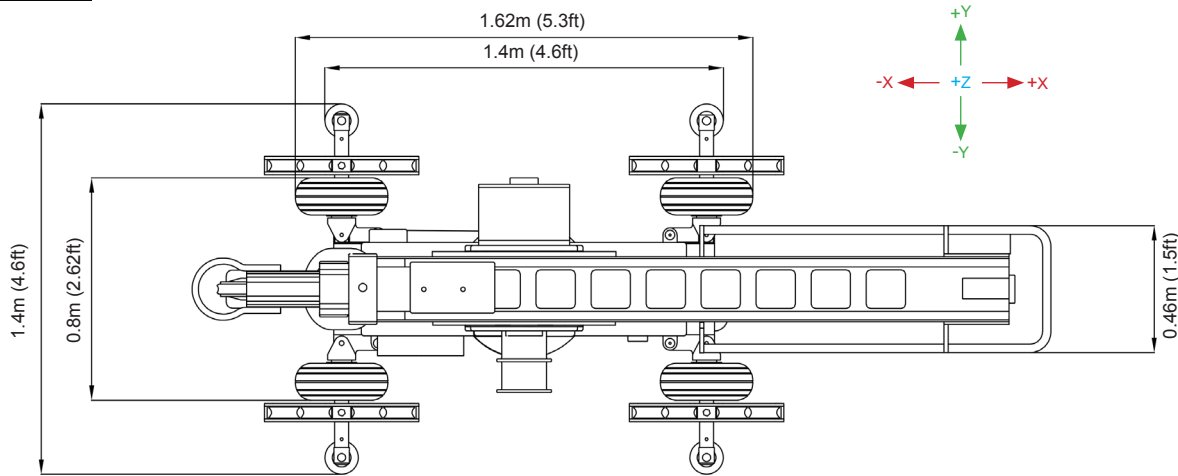
Approx. max travel utilising all 6 track and arm extents:	21m (68ft) <i>(Traveling in a straight line)</i>
<i>Max travel depends on the exact shot and shouldn't be calculated based on this data sheet.</i>	

HEAD SPECIFICATIONS

See page 7
Underslung as standard, we only recommend the TechnoDolly 25 for over-slung. There is no matrix option.
 TechnoDolly cannot operate as a fully repeatable crane without the TechnoheadS included.



TECHNODOLLY 15



TRANSPORT POSITION:

All measurements on this page refer to the crane when packed down in transport position, the sizes should not be used for measuring suitability for the shot, only access / transport / movement.

Minimum Crane weight:	700kg
Average Crane weight:	1000kg

The arm and column cannot be detached.
The column is a fixed height.

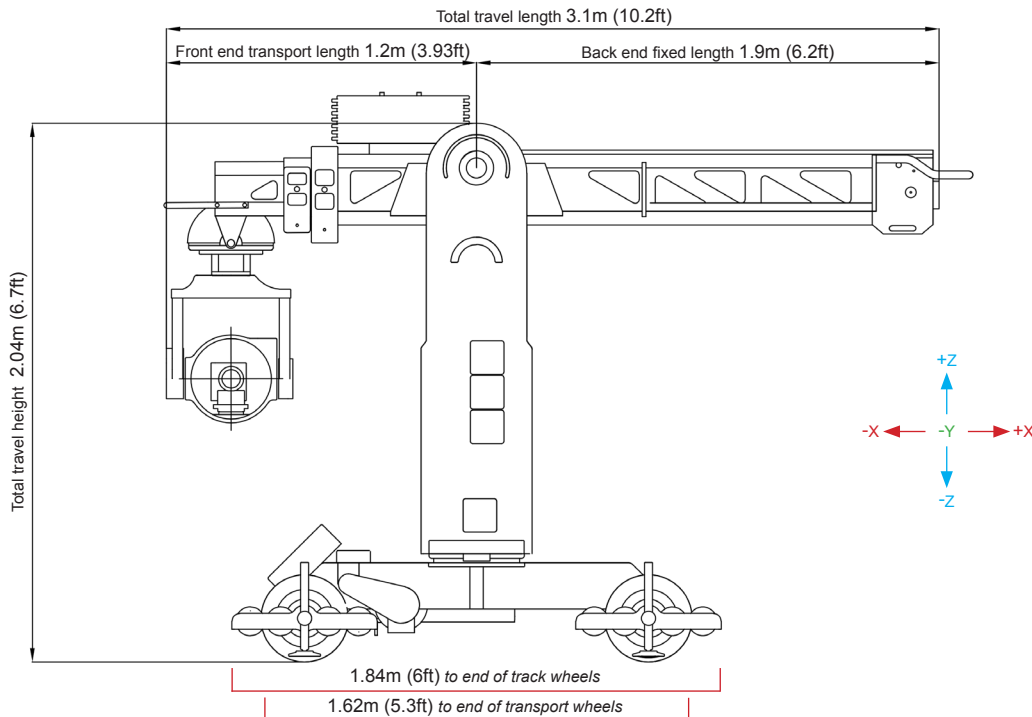
The TechnoDolly can be handled by hand, crane, telehandler or 360 using suitably rated straps which Sandstorm can provide.

ROSTRUMS:

The TechnoDolly works well from a rostrum to achieve a larger range of movement.

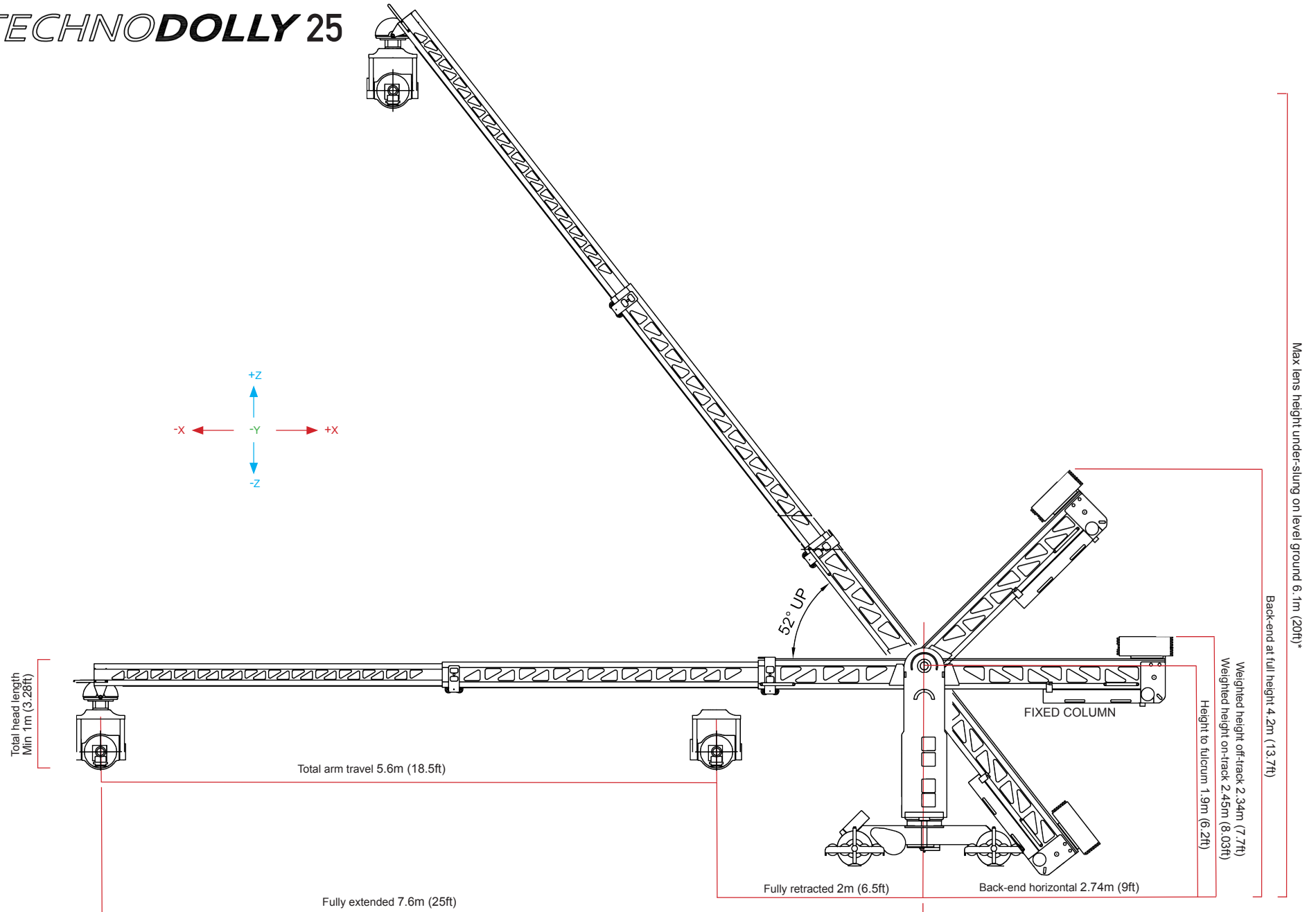
The platform must be able to support the weight of the crane, plus weights, plus operators (often two), plus track, plus momentum.

A minimum of 3x3m is required + 3m per additional section of track.
Hand rails around sides and rear (*no front hand rail is required*).





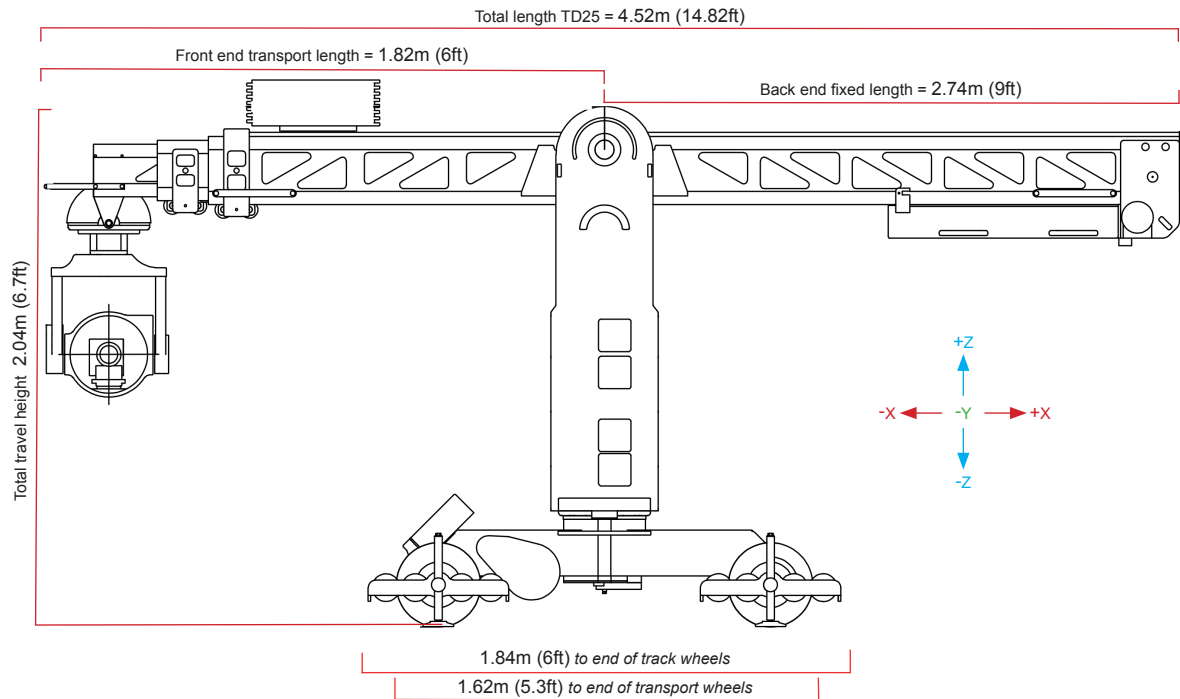
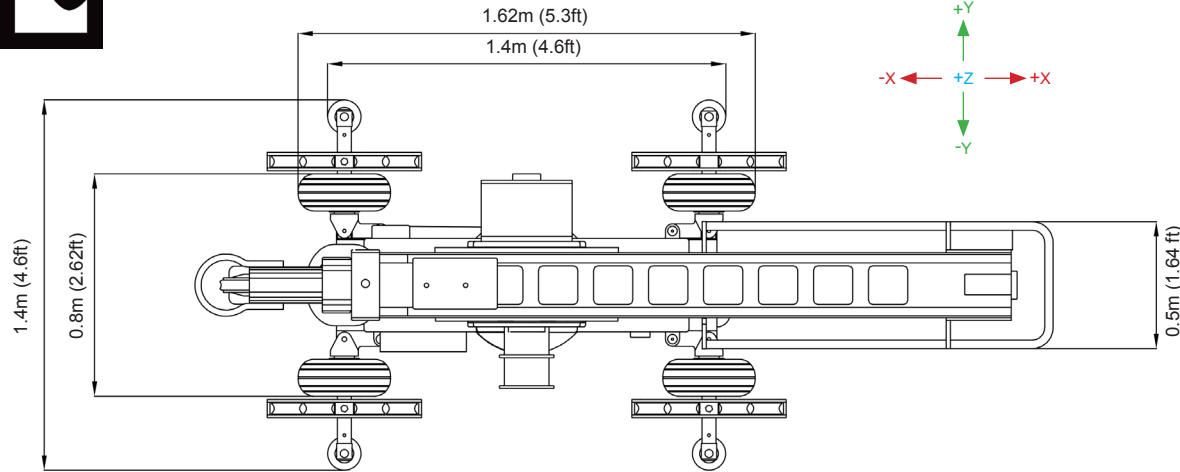
TECHNODOLLY 25



* lens height can be extended when on track or on rostrum - head can be overslung



TECHNODOLLY 25



LENS HEIGHTS:

Max. lens height (underslung on base): 6.1m (20ft)
Max. lens height (overslung on track*): 7.6m (25ft)

TELESCOPE DISTANCES:

Max. telescopic extent (from column centre to lens): 7.6m (25ft)
Min. telescope extent (from column centre to lens): 2m (6.5ft)
Total telescope travel (linear telescope only): 5.6m (18.5ft)

PAYLOADS (WHEN IN OPERATION):

Max. camera weight: 35kg (77lbs)
Total weight (in action when weighted excluding track): 1500kg (3306lbs)
Track weight (per 3m section - 6 sections of track max): 30kg (66lbs)

TRAVEL/TRACKING SPEED:

Max travel speed avg. using all axis on the crane: 3.5m/s (11.4ft/s)
TechnoDolly takes time to reach this speed
Assumed avg. speed (on track, all axis in motion): 2m/s (6.5ft/s)

COVERAGE AREA:

Approx. max travel utilising all 6 track and arm extents: 28m (92ft)
Traveling in a straight line
Max travel depends on the exact shot and shouldn't be calculated based on this data sheet.

HEAD SPECIFICATIONS

See page 7
Underslung as standard, we only recommend the TechnoDolly 25 for over-slung.
There is no matrix option.
TechnoDolly cannot operate as a fully repeatable crane without the TechnoheadS included.

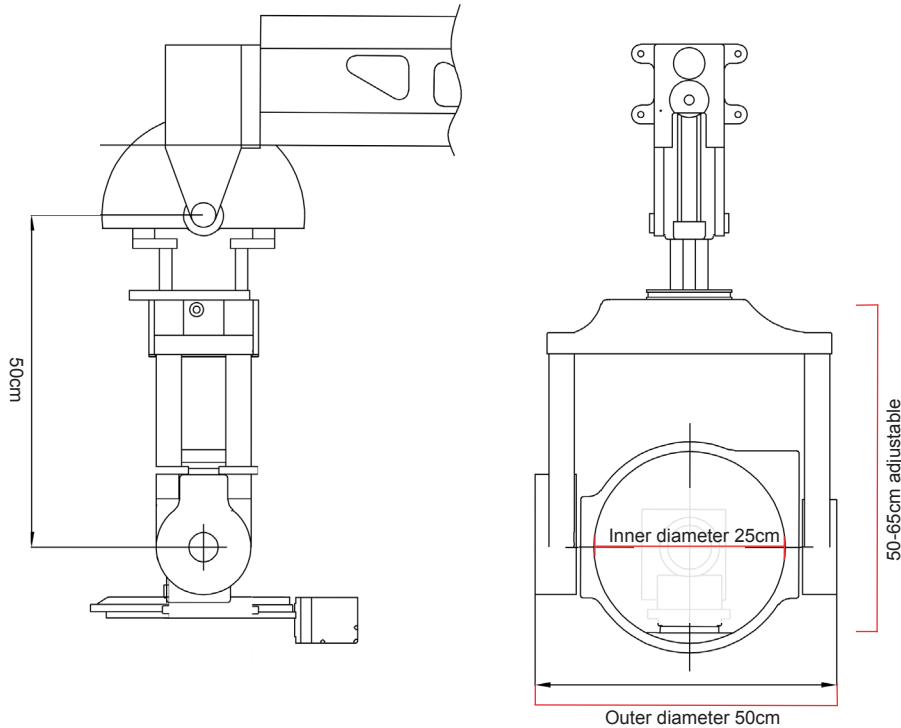
TRANSPORT POSITION:

All measurements on this page refer to the crane when packed down in transport position, the sizes should not be used for measuring suitability for the shot, only access / transport / movement.

Minimum Crane weight: 1100kg
Average Crane weight: 1500kg

The arm and column cannot be detached.
The column is a fixed height.
The weight carriage is on the top of the arm and cannot be side mounted.
The TechnoDolly can be handled/moved by hand, crane, telehandler or 360 using suitably rated straps which Sandstorm can provide.

* - Height can be difficult to achieve at all angles due to length of back-end when camera is at full height.
Specifications and Dimensions based on TechnoDolly 25 from Sandstorm serial number 625 with the S head fitted.
Measurements based upon safe operation of the crane with the latest software for reliable repeatability as of MARCH 2026.



TECHNOHEADS SPECIFICATIONS (sizes in cm only):

Often referred to as the 'S-Head' this fully repeatable 3-axis, stabilised head is the only head option we use with the TechnoDolly 15 + 25 systems.

TOP LINE FEATURES:

- Fully programmable, recordable and repeatable camera head and lens control
- Fibre optic gyro
- Motors can be disengaged and a 'handheld' move can be recorded and repeated
- Targeting (automatic compensation for crane swing, telescope and focus)
- Back pan (automatic compensation for crane swing)
- Built-in 12/24V camera power supply
- Programmable limits at Pan, Tilt and Roll axis
- For IMAX/70mm etc. a flat plate is included, removing the roll to fit larger cameras
- Comes with handwheels and small joystick, no pan bar

DIMENSIONS:

Outer diameter	50cm
Inner diameter with roll for camera body <i>(circumference):</i>	25cm
Inner diameter with flat-plate <i>(removes roll and 3rd gyro axis):</i>	29cm(w) x 40cm(h)
Most compact position <i>(from auto-horizon to base plate):</i>	50cm <i>(compromises tilt)</i>
Distance position <i>(from auto-horizon to base plate):</i>	65cm <i>(Allows max tilt)</i>

Furthest forward off-axis sensor position *(forwards):* 100cm
Furthest forward position on special mounting plate ideally in Rialto mode with camera body behind the fulcrum for balance.

Head underslung as standard, we only recommend the TechnoDolly 25 for over-slung. There is no matrix option. TechnoDolly cannot operate as a fully repeatable crane without the S-head included.

GYRO

The gyroscope is fibre-optic, it is mount inside the small box at the back. We can mount this box in other positions if height / clearance is an issue. However it can get in the way of the camera if we move it.

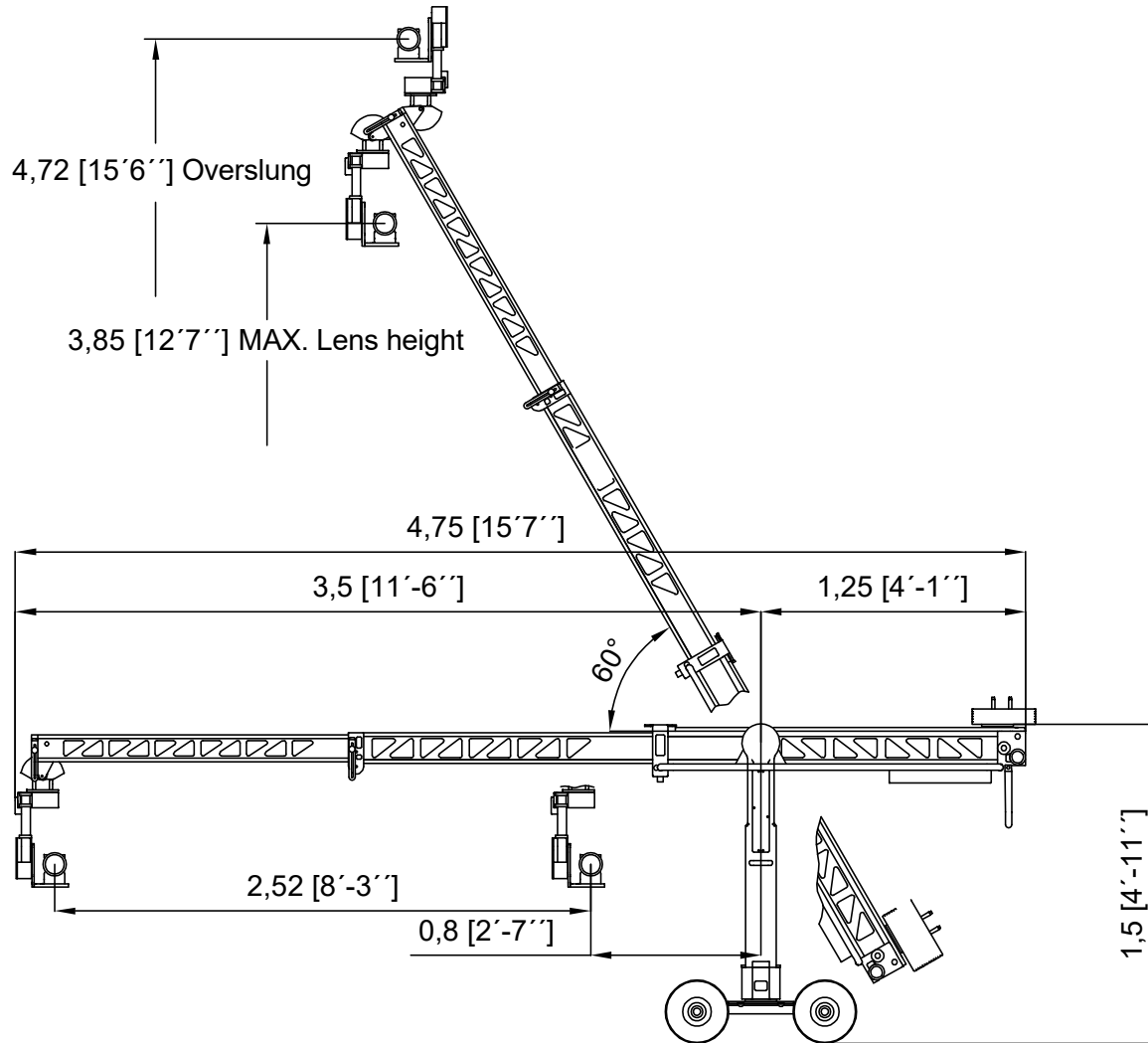
TECHNICALS:

Total weight: 22 kg / 48,5 lbs
 Max. speed: 360° / 2,5 sec.
 Payload: 35 kg / 77,1 lbs
 Head motion limit (pan/tilt/roll): 900°
 Head torque: 30 Nm

There are many ways to configure the Technohead S, please use these as a guide only.



TECHNODOLLY 10



LENS HEIGHTS:

Max. lens height (*underslung*): 3.85m (12.7ft)

PAYLOADS (WHEN IN OPERATION):

Max. camera weight: 13kg (30lbs)
 Total weight (*in action when weighted*): 250kg (550lbs)

TRAVEL/TRACKING SPEED:

Max travel speed avg. using all axis on the crane: 1.2m/s (4ft/s)
TechnoDolly takes time to reach this speed

HEAD SPECIFICATIONS:

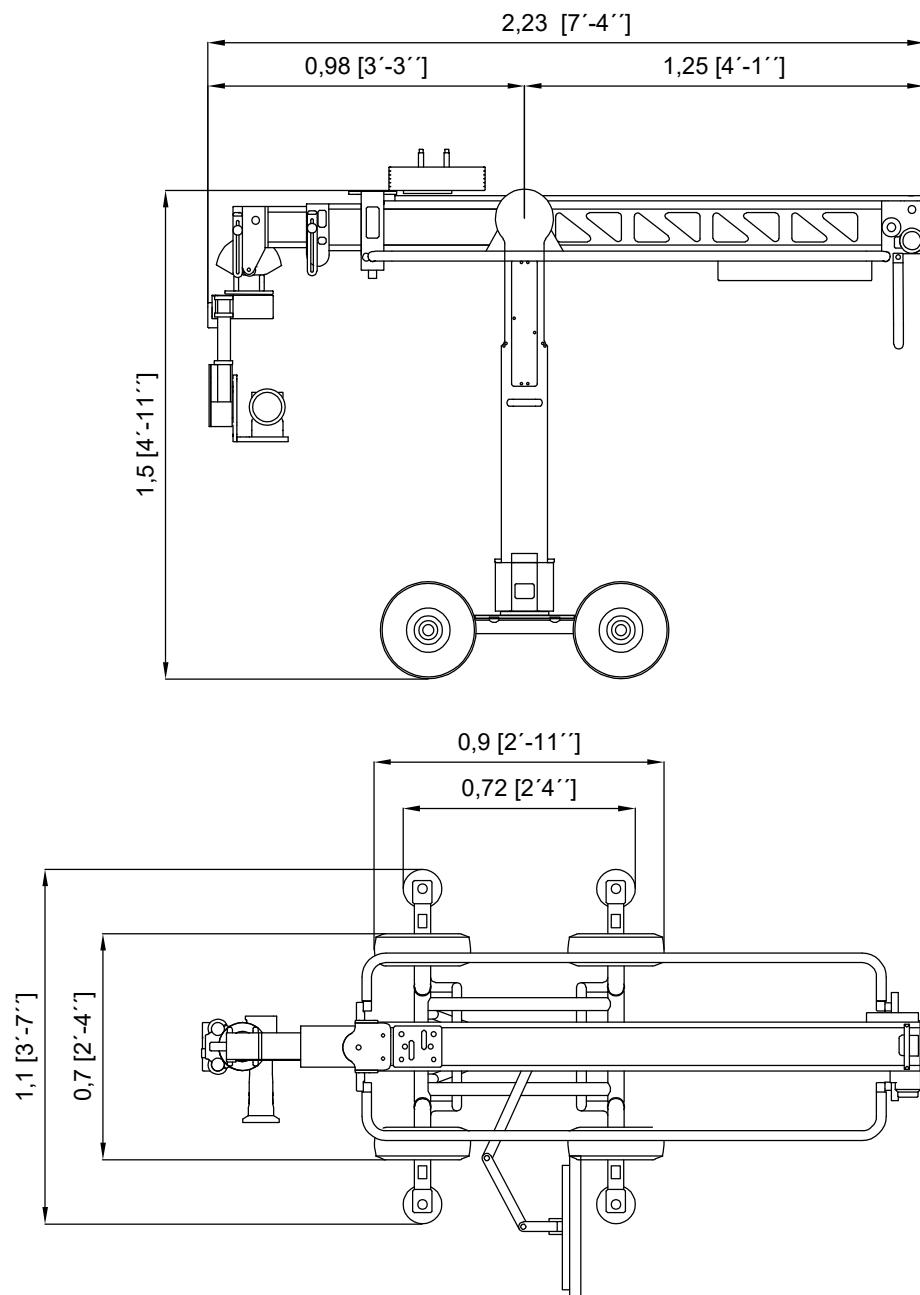
TechnoHead LT - a 2 axis (pan and tilt only) head.
Underslung as standard.
There is no matrix option.
 TechnoDolly10 cannot operate as a fully repeatable crane without the Technohead LT.

VERY IMPORTANT:

THE TECHNODOLLY 10 HAS NO TRACK OPTION
IT IS EXTREMELY LIGHTWEIGHT
IT MOVES QUITE SLOWLY
BUT ITS INCREDIBLY NIMBLE, EASY TO CARRY, FITS IN MOST LIFTS,
THE ARM IS EASILY CARRIED BY TWO GRIPS



TECHNODOLLY 10



TRANSPORT POSITION:

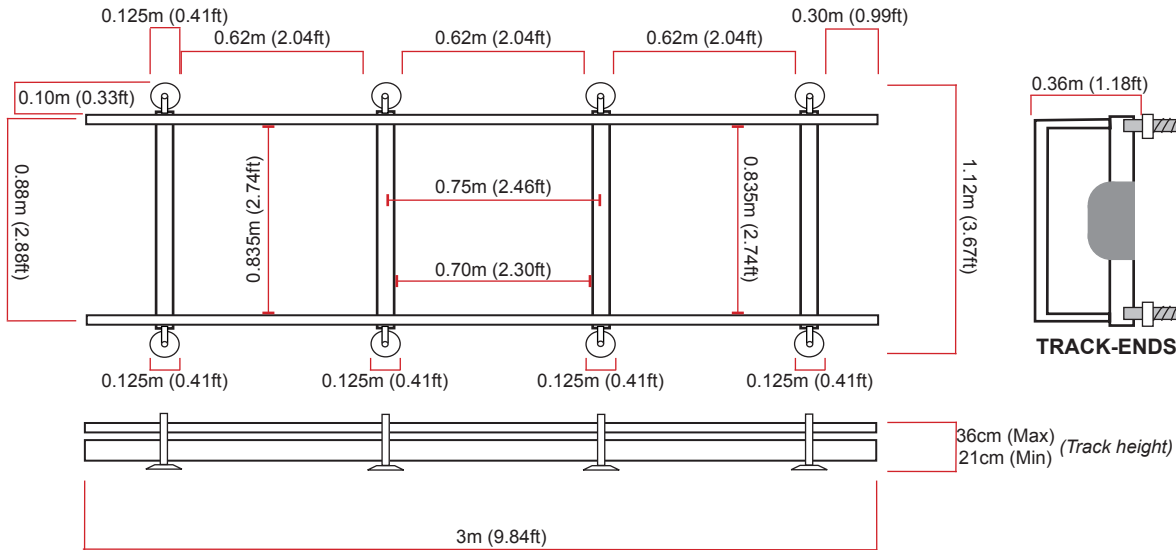
All measurements on this page refer to the crane when packed down in transport position, the sizes should not be used for measuring suitability for the shot, only access / transport / movement.

Minimum Crane weight: 150kg
Average Crane weight: 250kg

The arm and column can easily be detached.
The column is a fixed height.
The weight carriage is on the top of the arm and cannot be side mounted.
The TechnoDolly can be handled/moved by hand, crane, telehandler or 360 using suitably rated strops which Sandstorm can provide.

INCLUDED IN PACKAGE;

CRANE ON BASE (arm easily removed from column)
COMPUTER DESK WITH HANDWHEELS (pan and tilt only)



TRANSPORT:

Our TechnoDolly's are transported in custom 3.5T low-loader vans without Taco. This vehicle is **required** on-site / location / studio at all times. The vehicle is EURO6 for ULEZ. For the TechnoDolly 25, we deliver in two low-loader luton vans due to weight.

TRACK (6 Lengths total):

TRACK IS INCLUDED IN THE PRICE OF THE HIRE
 Sections are 3m long, we have 1 x 1.5m section - shared between three cranes. If you specifically need it for your shoot, please let us know in advance.

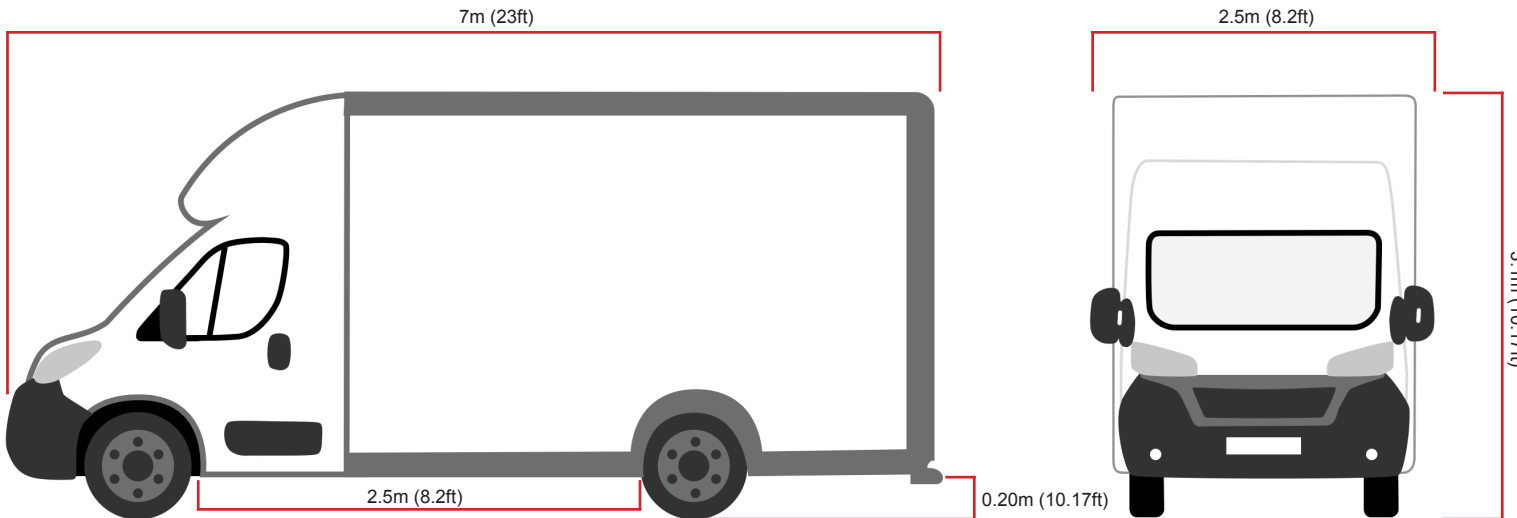
All track is re-enforced and has adjustable feet for ground leveling.

Total length of track: **18m (59.1ft)**
full length cannot be extended beyond this

Any height adjustments over 15cm require staging or additional support.

TRACK-ENDS:

The TechnoDolly requires track ends in order to attach the motor cable, allowing repeat movement of the track axis. These should be taken into account when taking measurements. Also note the -X (back) track end, is most suited facing into set, this is because it is physically lower down (doesn't get into shot as easily) and is also the quickest to remove, allowing us to repeat shots with sections of track taken out, in order for VFX to have a 'clean' floor plate for post... this isn't always needed, but its good to know.



SET UP TIME:

Off-track 60-90mins
 On-track 90-120mins

PACK DOWN TIME:

Off-track 45-60mins
 On-track 60-90mins

Both depend on access distance and terrain. TD25 requires a minimum two additional grips.

STORAGE:

Technodolly can be left overnight in studio or on location. We ask that full time security and insurance is in place. Sandstorm can provide easy-ups and covers.

Water is NOT our friend, moisture can cause issues with encoder sensors in extreme cases.

OPERATING TEMPERATURE:

0-40 °C in dry conditions only.

Images not to scale



SUPPORTED FIZ SYSTEMS:

For FIZ (Focus Iris Zoom) repeat we can work with Preston *and* ARRI (C-Motion) systems natively.

All cables to connect to your FIZ are provided - we require Serial 1 output from an MDR. For ARRI (C-Motion) we provide an LCube (with specific, older firmware included) and require you to provide the LBus cables to include us in your FIZ chain.

We also bring a Preston MDR4 kit with us as some Preston systems cannot be read, depending on age and firmware.

POWER REQUIREMENTS:

We need lots of power to operate at full speed - around 10KW in total. It is possible to programme moves with much less power, but if you need speed, you need power.

Power must be clean and dedicated to our rig, not shared with other departments with clean earth.

63A 1ph feed split into 5 x 16A 1ph (we draw 3KW per channel on 3 x 16A, plus 2 x 16A for the desk and earth system)

32A 3ph split out to 5 x 16A 1ph

FAQ's

Q - Can you pull focus for me?

A - We can sample your focus positions, record your entire live focus pull or map lenses into the TechnoDolly to allow it to hold focus on a distance. We can also take control of your Zoom and Iris.

Q - Can you control the zoom, while I control the focus?

A - Absolutely, we can take any or all control and/or repeat something you have created by hand. We can also give you back control when you need it, for example to capture the board close to camera.

Q - What can a TechnoDolly repeat?

A - All crane, head and lens functions! From a manual track push to a contra zoom. It can also keyframe any of these too, which can help for contra-zooms or macro focus work (if the subject is static too, of course).

Q - How can I trigger you?

A - To keep the TechnoDolly in sync with external factors like lighting changes, sound sync and picture overlays we can accept a GPI signal (a closed non powered relay) or LTC timecode.

Q - Can you trigger other devices?

A - We can, normally via GPI. It is nice to know ahead though, as it can take time to setup and test. We can also provide a Q Take system for complex triggering/overlay etc.

This service often complements your existing Video playback setup, working upstream to composite and trigger while your video team focus on the Director and traditional playback needs.

Q - How do you record a move?

A - We record every move as standard, including rehearsals - whether manual or keyframe. It is essential that we are provided with clear slate information about chosen takes for repeat passes.

Q - Can I take the move as an FBX for post?

A - Absolutely, we normally offload each move as an FBX as we go, or at the end of the day and provide them on a USB stick (supplied by Sandstorm). Sending files via email can cause delays due to our workload.

Q - Can you import a move from an FBX?

A - Sure can, but it can take some time to translate. Just depends on the shot.

Q - Can you provide shorter track lengths?

A - If we're asked ahead, we have one length of 5ft / 1.5m track available.

Q - What is the setup time?

A - On average, in a studio, it is 60 minutes to setup off-track and 90 minutes on-track. This relies on easy, flat access close to the location.

The Technodolly is available for studio and location hire.

sandstormfilms.com/technodolly-hire/

[Sandstorm Media Ltd . Ealing Studios . London . W5 5EP . UK](#)

For further information please contact Sandstorm Films:

Jenny Chapman for bookings:

bookings@sandstormfilms.com

Call or Whatsapp +44 (0)207 127 4664

Tom Ward for technical:

welcome@sandstormfilms.com

+44 (0)207 127 4664

Legend:

March 2026 - Clearer naming for dimensions, height measurement for back-end of 25 at highest point, correct travel speed for 25, correct total weight for 25, Page dedicated to the head, Page 8 - track-ends, overnight storage guide, setup time, operating temp

November 2025 - addition includes information on power requirements, Preston vs Arri FIZ and some other FAQ's.

August 2025 - all basic TechnoDolly 25ft measurements - due to incorrect sizes on external SuperTechno website.